


# CC2530/CC2540 Firmware Downloader



H-2 Technik UG (haftungsbeschränkt)

www.h-2technik.com

## Version Information

Version	Date	Modified By	Introduction
1.1	02.2017	Wang	Release

## 1. Overview


The UDL-001 can be used to download different functional firmwares to target chips CC2530 or CC2540. The software “SmartRF Flash Programmer” must be installed on your PC (Download link [http://h-2technik.com/online/webee/Debugger/Setup\\_SmartRFProgr\\_1.12.7.exe](http://h-2technik.com/online/webee/Debugger/Setup_SmartRFProgr_1.12.7.exe)).

## 2. Example

Following example shows you how to download firmware to UBD-001, so that [UBD-001](#) can work as BLE Device Monitor.


Step 1. Download firmware for BLE Device Monitor from this [link](#).

Step 2. Connecting UDL-001 as picture below.

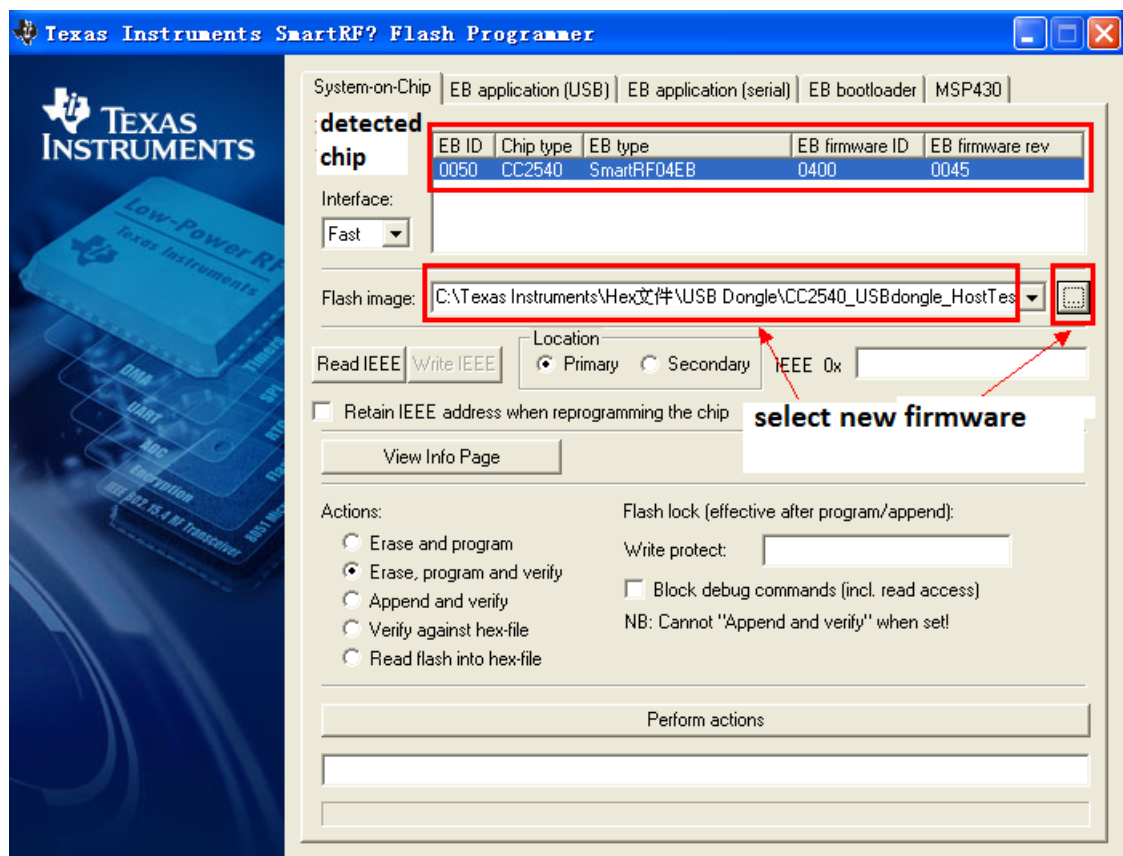


Because there is no target chip connected to, the LED on UDL-001 does not turn on.

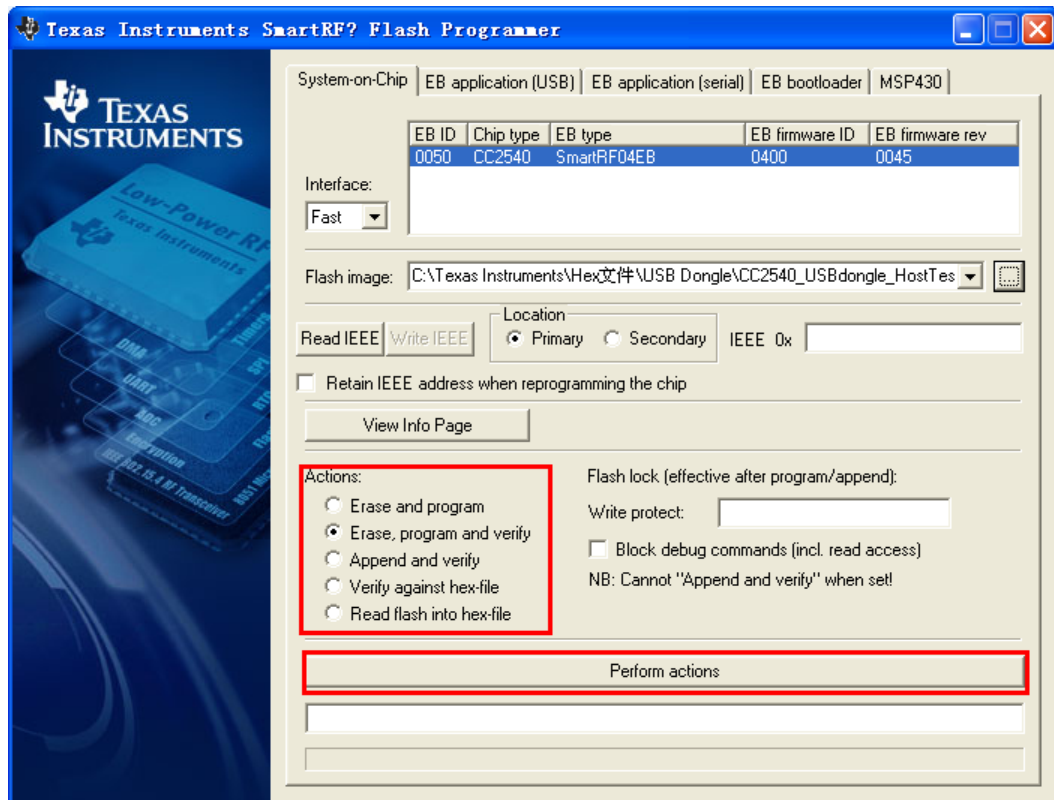
Step 3: Connecting USB BLE Dongle to download adapter as picture below and press reset button. From now on, LED turns to blue.



Step 4: Start Smart Flash Programmer



Step 5: Select “Erase, program and verify” and “Perform actions”



The download status is showing in a process bar till download finishes.